




# ROLLGLASS® SELF

Self closing sliding door with glass sidelites



**KLEIN**

## ■ ROLLGLASS® SELF



**ENG**

**Rollglass® Self is designed to divide space through a series of fixed and sliding frameless glass panels with a self-closing feature. The glass panels allow increasing light sharing into rooms and creating a modern and clean design for commercial, residential and hospitality projects.**

- Ideal for office partitions, conference rooms, entrance to bathrooms, bedrooms, or labs...
- Advanced self-closing feature with 8 adjustable speeds.
- Minimalist design with a compact track accommodating doors up to 10' high.
- Single extrusion to combine fixed and sliding panels for an easier and faster installation.
- Clipped valance for a quick installation.
- Clear opening free of floor tracks.
- Minimal gap between combine fixed and sliding panels to enhance aesthetic and acoustical features.
- High capacity pressure clamps with no glass drillings (use of tempered or laminated glass).
- Use of 3/8" or 1/2" glass doors.
- Clear anodized aluminium finish
- Ball bearing system for smooth opening.
- Stopper with cushion for progressive brake.
- Ceiling mounted.

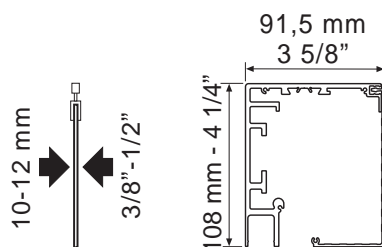
**Systems tested up to 100,000 cycles as per European standard EN1527.**

**ESP**

**Rollglass® Self está diseñado para la creación y división de espacios a través de una pared de cristal combinando paneles fijos y móviles con un ingenioso mecanismo autocierre "self closing". Se aplica tanto para obras comerciales como residenciales o hoteleras.**

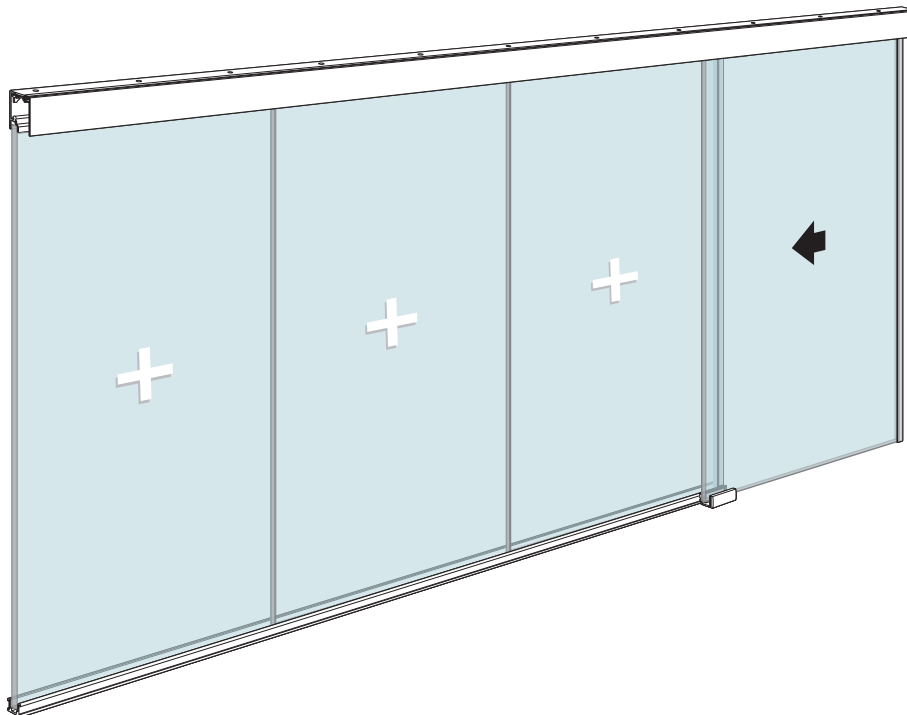
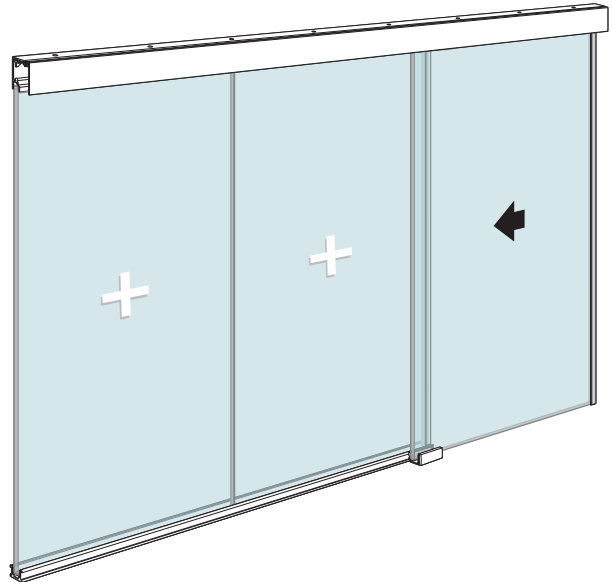
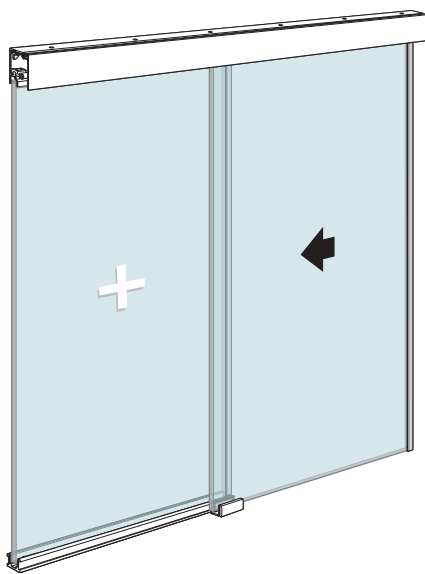
- Ideal para división de oficinas, cuarto de baño, cocina, laboratorio...
- Sistema de autocierre avanzado con velocidad regulable.
- Sistema compacto para un diseño minimalista.
- Mínima separación entre vidrio fijo y corredero garantiza mayor estética.
- Zona de paso limpia sin riel en el suelo.
- Perfil de aluminio anodizado "Silver Mariner" (AA10 ISO 7599, 20 micras).
- Perfil único que combina paneles fijos y correderos para una instalación sencilla.
- Galería clipada para una instalación rápida.
- Sujeción de la puerta mediante mordazas a presión sin mecanización del cristal (vidrio templado o laminado).
- Vidrio de 10 o 12 mm.
- Rodamientos de bolas para apertura suave.
- Topes con amortiguador para un frenado progresivo.
- Instalación a techo.

**Sistemas testados hasta 100.000 ciclos según la norma EN1527.**

**ROLLGLASS® SELF**

## ■ ROLLGLASS® SELF

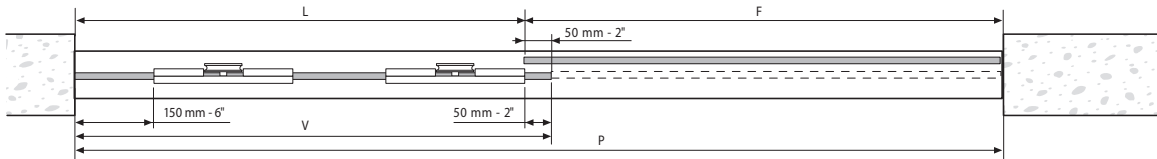
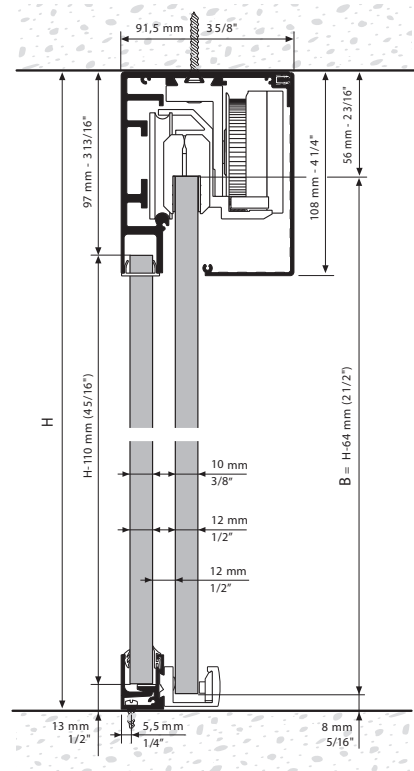
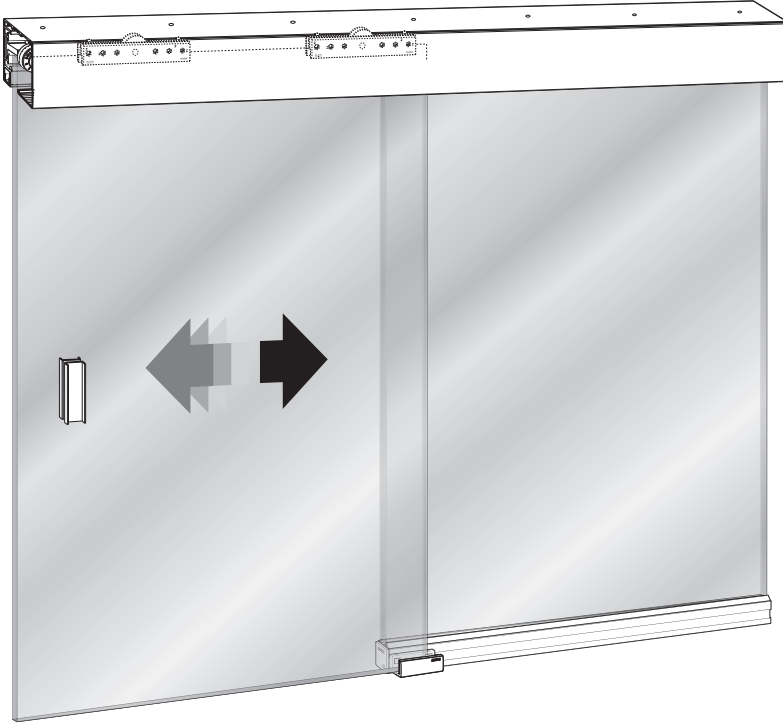
Installation's Options / Opciones de instalaciones



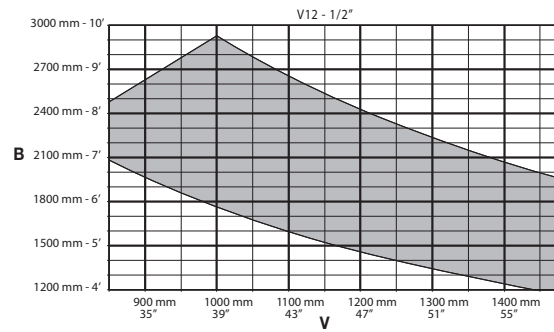
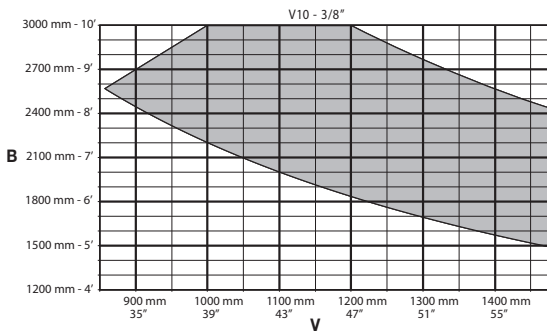
+ = FIX

Dimensions in mm are exact. Inches are approximate.

ROLLGLASS® SELF



	P	L min	V	F
G 1	1.650 mm - 2.000 mm 65" - 78"	800 mm 32"	V = L + 50 mm V = L + 2"	F = P - L
G 2	2.000 mm - 2.500 mm 79" - 98"			
G 3	2.500 mm - 3.000 mm 99" - 118"			



Dimensions in mm are exact. Inches are approximate.


**ROLLGLASS® SELF**

References / Referencias

**ENG**

<b>ROLLGLASS® SELF</b>			
Ref.	Description	Units	Img.
8170	INST. RG SELF RIGHT OPENING G-1 (3/8" GLASS) 78" TRACK	1	A
8175	INST. RG SELF LEFT OPENING G-1 (3/8" GLASS) 78" TRACK	1	A
8173	INST. RG SELF RIGHT OPENING G-1 (1/2" GLASS) 78" TRACK	1	A
8178	INST. RG SELF LEFT OPENING G-1 (1/2" GLASS) 78" TRACK	1	A
8171	INST. RG SELF RIGHT OPENING G-2 (3/8" GLASS) 98" TRACK	1	A
8176	INST. RG SELF LEFT OPENING G-2 (3/8" GLASS) 98" TRACK	1	A
8174	INST. RG SELF RIGHT OPENING G-2 (1/2" GLASS) 98" TRACK	1	A
8179	INST. RG SELF LEFT OPENING G-2 (1/2" GLASS) 98" TRACK	1	A
8172	INST. RG SELF RIGHT OPENING G-3 (3/8" GLASS) 118" TRACK	1	A
8177	INST. RG SELF LEFT OPENING G-3 (3/8" GLASS) 118" TRACK	1	A
3010	SET OF END CAPS	1	B

**ESP**

<b>ROLLGLASS® SELF</b>			
Ref.	Descripción	U.	Img.
8170	INST. RG SELF APERTURA DERECHA G-1 (3/8" VIDRIO) 78" PERFIL	1	A
8175	INST. RG SELF APERTURA IZQUIERDA G-1 (3/8" VIDRIO) 78" PERFIL	1	A
8173	INST. RG SELF APERTURA DERECHA G-1 (1/2" VIDRIO) 78" PERFIL	1	A
8178	INST. RG SELF APERTURA IZQUIERDA G-1 (1/2" VIDRIO) 78" PERFIL	1	A
8171	INST. RG SELF APERTURA DERECHA G-2 (3/8" VIDRIO) 98" PERFIL	1	A
8176	INST. RG SELF APERTURA IZQUIERDA G-2 (3/8" VIDRIO) 98" PERFIL	1	A
8174	INST. RG SELF APERTURA DERECHA G-2 (1/2" VIDRIO) 98" PERFIL	1	A
8179	INST. RG SELF APERTURA IZQUIERDA G-2 (1/2" VIDRIO) 98" PERFIL	1	A
8172	INST. RG SELF APERTURA DERECHA G-3 (3/8" VIDRIO) 118" PERFIL	1	A
8177	INST. RG SELF APERTURA IZQUIERDA G-3 (3/8" VIDRIO) 118" PERFIL	1	A
3010	JGO. TAPAS LATERALES	1	B

# ROLLGLASS® SELF





**KLEIN USA, Inc.**<sup>®</sup>  
833 Magnolia Ave.  
Elizabeth, NJ 07201  
Toll-Free (888) KLEIN US

Phone: 908 994 1111  
Fax: 908 994 1119  
info@klein-usa.com  
[www.klein-usa.com](http://www.klein-usa.com)

**KLEIN**

The photos, pictures, contents and products described in this catalogue are for information and guidance purposes only and therefore shall not give rise to any rights or expectations nor constitute a binding sales offer as they are protected by intellectual and industrial property rights in favour of KLEIN IBERICA, S.A.<sup>®</sup> / Las fotografías, imágenes, contenidos y productos descritos en el presente catalogo tienen carácter exclusivamente ilustrativo y orientativo por lo que no originarán derechos ni expectativas de derechos, ni constituyen una oferta comercial vinculante, resultando protegidos por derechos de propiedad intelectual e industrial a favor de KLEIN IBERICA, S.A.<sup>®</sup>